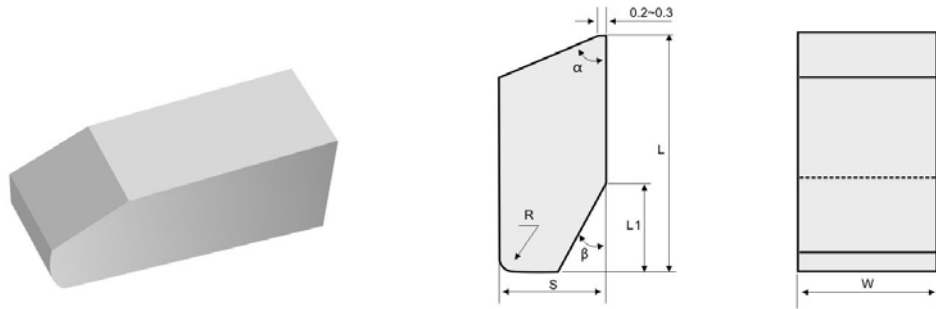


Carbide Saw Tips

ZZ HARDMETAL

<http://www.zzhardmetal.cn>

Series of JX saw tips



TYPE	Dimension(mm)						
	L	S	α°	β°	L1	R	γ°
JX301560113100-4°	3.0	1.5	60	11.3	1.00	0.50	4
JX40126520110	4.0	1.2	65	20	1.10	0.30	
JX43146315140	4.3	1.4	63	15	1.40	0.50	
JX45146020100	4.5	1.4	60	20	1.00	0.50	
JX45146520151	4.5	1.4	65	20	1.51	0.30	
JX45156027100	4.5	1.5	60	27	1.00	0.50	
JX45156245080	4.5	1.5	62	45	0.80	0.50	
JX45156520096	4.5	1.5	65	20	0.96	0.30	
JX45157515110	4.5	1.5	75	15	1.10	0.50	
JX45207517160	4.5	2.0	75	17	1.60	0.50	
JX46156027100	4.6	1.5	60	27	1.00	0.50	
JX48146520151	4.8	1.4	65	20	1.51	0.30	
JX48156520165	4.8	1.5	65	20	1.65	0.30	
JX48166520179	4.8	1.6	65	20	1.79	0.40	
JX48167730069	4.8	1.6	77	30	0.69	0.50*45°	
JX49145018123-3°	4.9	1.4	50	18	1.23	0.60*45°	3
JX50146520151	5.0	1.4	65	20	1.51	0.30	
JX50155515149	5.0	1.5	55	15	1.49	0.50	
JX50156019150	5.0	1.5	60	19	1.50	0.50	
JX50156520165	5.0	1.5	65	20	1.65	0.30	
JX50157030087	5.0	1.5	70	30	0.87	0.50	
JX50157020150	5.0	1.5	70	20	1.50	0.50	
JX501535520137	5.0	1.53	55	20	1.37	0.50*45°	
JX50166520179	5.0	1.6	65	20	1.79	0.40	
JX50166520132	5.0	1.6	65	20	1.32	0.50	
JX501668155180	5.0	1.6	68	15.5	1.80	0.50	
JX50167020140	5.0	1.6	70	20	1.40	0.50	
JX50167520140	5.0	1.6	75	20	1.40	0.50	
JX501656520137	5.0	1.65	65	20	1.37	0.60	
JX50176520192	5.0	1.7	65	20	1.92	0.40	

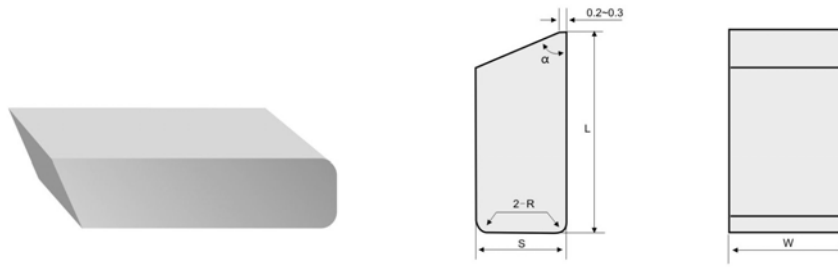
TYPE	Dimension(mm)						
	L	S	α°	β°	L1	R	γ°
JX50187020140	5.0	1.8	70	20	1.40	0.50	
JX50207530087	5.0	2.0	75	30	0.87	0.30*45°	
JX51167020150	5.1	1.6	70	20	1.50	0.50	
JX52166520179	5.2	1.6	65	20	1.79	0.40	
JX52176520192	5.2	1.7	65	20	1.92	0.40	
JX52177020140	5.2	1.7	70	20	1.40	0.50	
JX53156020130	5.3	1.5	60	20	1.30	0.50	
JX53157020150	5.3	1.5	70	20	1.50	0.50	
JX53166520179	5.3	1.6	65	20	1.79	0.40	
JX53176520192	5.3	1.7	65	20	1.92	0.40	
JX53186520192	5.3	1.8	65	20	1.92	0.40	
JX53187045180	5.3	1.8	70	45	1.80	0.30	
JX54145018123-3°	5.4	1.4	50	18	1.23	0.60*45°	3
JX54176020130	5.4	1.7	60	20	1.30	0.50	
JX54177020140	5.4	1.7	70	20	1.40	0.50	
JX55157520192-5°	5.5	1.5	75	20	1.92	0.50	5
JX55167020140	5.5	1.6	70	20	1.40	0.50	
JX551656520137	5.5	1.65	65	20	1.37	0.60	
JX55175325129	5.5	1.7	53	25	1.29	0.50*45°	
JX55176020140	5.5	1.7	60	20	1.40	0.50	
JX55176017170	5.5	1.7	60	17	1.70	0.50	
JX55176021200	5.5	1.7	60	21	2.00	0.50	
JX55176520192	5.5	1.7	65	20	1.92	0.40	
JX55177020140	5.5	1.7	70	20	1.40	0.50	
JX55186020130	5.5	1.8	60	20	1.30	0.50	
JX55186520192	5.5	1.8	65	20	1.92	0.40	
JX55187020140	5.5	1.8	70	20	1.40	0.50	
JX55206520220	5.5	2.0	65	20	2.20	0.50	
JX55207020150	5.5	2.0	70	20	1.50	0.50	
JX57166020140-1	5.7	1.6	60	20	1.40	0.50*45°	
JX57166020140-2	5.7	1.6	60	20	1.40	0.50	
JX571660218050	5.7	1.6	60	21.8	0.50	0.50	
JX57167025086	5.7	1.6	70	25	0.86	0.50	
JX57186520192	5.7	1.8	65	20	1.92	0.40	
JX575286025279	5.75	2.8	60	25	2.79	0.50	
JX58186015280	5.8	1.8	60	15	2.80	0.50	
JX58186045075	5.8	1.8	60	45	0.75	0.40	
JX58196025160	5.8	1.9	60	25	1.60	0.50	
JX59145018123-3°	5.9	1.4	50	18	1.23	0.60*45°	3
JX601536020137	6.0	1.53	60	20	1.37	0.50*45°	
JX601537520137	6.0	1.53	75	20	1.37	0.50*45°	
JX60166020140	6.0	1.6	60	20	1.40	0.50	

TYPE	Dimension(mm)						
	L	S	α°	β°	L1	R	γ°
JX60166220165	6.0	1.6	62	20	1.65	0.50*45°	
JX601656520137	6.0	1.65	65	20	1.37	0.60	
JX60176020140	6.0	1.7	60	20	1.40	0.50	
JX60186020140	6.0	1.8	60	20	1.40	0.50	
JX60186315261	6.0	1.8	63	15	2.61	0.40	
JX60206020140	6.0	2.0	60	20	1.40	0.50	
JX60206220242	6.0	2.0	62	20	2.42	0.50	
JX60206819200	6.0	2.0	68	19	2.00	0.50	
JX60286025279	6.0	2.8	60	25	2.79	0.50	
JX62166020140	6.2	1.6	60	20	1.40	0.50	
JX621636014155	6.2	1.63	60	14	1.55	0.50	
JX62196020140	6.2	1.9	60	20	1.40	0.50	
JX63196325261	6.3	1.9	63	15	2.61	0.50	
JX63205723165	6.3	2.0	57	23	1.65	0.50	
JX63207020190	6.3	2.0	70	20	1.90	0.50	
JX64175018154-3°	6.4	1.7	50	18	1.54	0.60*45°	3
JX64195018215-3°	6.4	1.9	50	18	2.15	0.60*45°	3
JX651656520137	6.5	1.65	65	20	1.37	0.60	
JX65186020140	6.5	1.8	60	20	1.40	0.50	
JX65186235080	6.5	1.8	62	35	0.80	0.50	
JX65206217260	6.5	2.0	62	17	2.60	0.50	
JX65206315299	6.5	2.0	63	15	2.99	0.50	
JX65207025150	6.5	2.0	70	25	1.50	0.50	
JX65207020160	6.5	2.0	70	20	1.60	0.50	
JX65216225236	6.5	2.1	62	25	2.36	0.50	
JX65216817250	6.5	2.1	68	17	2.50	0.50	
JX65226020160	6.5	2.2	60	20	1.60	0.50	
JX65236030087	6.5	2.3	60	30	0.87	0.50*45°	
JX67206020160	6.7	2.0	60	20	1.60	0.50	
JX69175018154-3°	6.9	1.7	50	18	1.54	0.60*45°	3
JX70166020110	7.0	1.6	60	20	1.10	0.50*45°	
JX70186020165	7.0	1.8	60	20	1.65	0.50*45°	
JX70186020137-2°	7.0	1.8	60	20	1.37	1.20	2
JX70206020160	7.0	2.0	60	20	1.60	0.50	
JX70225723188	7.0	2.2	57	23	1.88	0.50	
JX70226220201	7.0	2.2	62	20	2.01	0.50*45°	
JX70226220110	7.0	2.2	62	20	1.10	0.50	
JX70236020160	7.0	2.3	60	20	1.60	0.50	
JX70236015373	7.0	2.3	60	15	3.73	0.50	
JX70236220290	7.0	2.3	62	20	2.90	0.50	
JX70237020160	7.0	2.3	70	20	1.60	0.50	
JX70257020180	7.0	2.5	70	20	1.80	0.50	

TYPE	Dimension(mm)						
	L	S	α°	β°	L1	R	γ°
JX70306030139	7.0	3.0	60	30	1.39	0.50*45°	
JX70308020330	7.0	3.0	80	20	3.30	0.50*45°	
JX72236225273	7.2	2.3	62	25	2.73	0.50	
JX72286020315	7.2	2.8	60	20	3.15	0.50	
JX73197020192	7.3	1.9	70	20	1.92	0.50*45°	
JX74195018185-3°	7.4	1.9	50	18	1.85	0.60*45°	3
JX74215018215-3°	7.4	2.1	50	18	2.15	0.60*45°	3
JX75206245070	7.5	2.0	62	45	0.70	0.50	
JX75226530130	7.5	2.2	65	30	1.30	0.50	
JX75236018300	7.5	2.3	60	18	3.00	0.50	
JX75246020220	7.5	2.4	60	20	2.20	0.50	
JX75246020300	7.5	2.4	60	20	3.00	0.50	
JX75256520173	7.5	2.5	65	20	1.73	0.50	
JX80236020200	8.0	2.3	60	20	2.00	0.50	
JX80236015373	8.0	2.3	60	15	3.73	0.50	
JX80236234119	8.0	2.3	62	34	1.19	0.50	
JX80236215400	8.0	2.3	62	15	4.00	0.50	
JX80236220220-5°	8.0	2.3	62	20	2.20	0.50	5
JX80256015411	8.0	2.5	60	15	4.11	0.50	
JX80256017240	8.0	2.5	60	17	2.40	0.50	
JX80256220261	8.0	2.5	62	20	2.61	0.50*45°	
JX80256273400	8.0	2.5	62	73	4.00	0.50	
JX80306035143	8.0	3.0	60	35	1.43	0.50*45°	
JX84225018215-3°	8.4	2.2	50	18	2.15	0.60*45°	3
JX84245018246-3°	8.4	2.4	50	18	2.46	0.60*45°	3
JX85226520247	8.5	2.2	65	20	2.47	0.50	
JX85236020137-1.35°	8.5	2.3	60	20	1.37	1.80	1.35
JX85236223236	8.5	2.3	62	23	2.36	0.50	
JX85236520247-5°	8.5	2.3	65	20	2.47	0.50	5
JX85256020200	8.5	2.5	60	20	2.00	0.50	
JX85256020220	8.5	2.5	60	20	2.20	0.50	
JX85256220261	8.5	2.5	62	20	2.61	0.50*45°	
JX85256245125	8.5	2.5	62	45	1.25	0.50	
JX85256220220-5°	8.5	2.5	62	20	2.20	0.50	5
JX85286220261	8.5	2.8	62	20	2.61	1.00*45°	
JX85287010250	8.5	2.8	70	10	2.50	1.25	
JX85307030260	8.5	3.0	70	30	2.60	0.50*45°	
JX85356525322	8.5	3.5	65	25	3.22	0.50	
JX88296025350	8.8	2.9	60	25	3.50	0.50	
JX89245018246-3°	8.9	2.4	50	18	2.46	0.60*45°	3
JX90215723165	9.0	2.1	57	23	1.65	0.50	
JX90256020320	9.0	2.5	60	20	3.20	0.50	

TYPE	Dimension(mm)						
	L	S	α°	β°	L1	R	γ°
JX90257033160	9.0	2.5	70	33	1.60	0.50	
JX90276220319	9.0	2.7	62	20	3.19	0.50	
JX90286220346	9.0	2.8	62	20	3.46	0.50	
JX90287010250	9.0	2.8	70	10	2.50	1.25	
JX90306020230	9.0	3.0	60	20	2.30	0.60	
JX90306030139	9.0	3.0	60	30	1.39	0.50''45°	
JX94245018246-3°	9.4	2.4	50	18	2.46	0.60''45°	3
JX94265018277-3°	9.4	2.6	50	18	2.77	0.60''45°	3
JX95256020320	9.5	2.5	60	20	3.20	0.50	
JX95256520206	9.5	2.5	65	20	2.06	0.50	
JX95266720275	9.5	2.6	67	20	2.75	0.50	
JX95286020280	9.5	2.8	60	20	2.80	0.50	
JX95306220275	9.5	3.0	62	20	2.75	0.50	
JX10256020320	10.0	2.5	60	20	3.20	0.50	
JX10257023212	10.0	2.5	70	23	2.12	0.50	
JX100286216500	10.0	2.8	62	16	5.00	0.50	
JX100306220275	10.0	3.0	62	20	2.75	0.50''45°	
JX104295018308-3°	10.4	2.9	50	18	3.08	0.60''45°	3
JX105236025235	10.5	2.3	60	25	2.35	0.50	
JX105256030300	10.5	2.5	60	30	3.00	0.50	
JX105256020027	10.5	2.5	60	20	0.27	0.50	
JX105256245120	10.5	2.5	62	45	1.20	0.50	
JX105256220220-5°	10.5	2.5	62	20	2.20	0.50	5
JX306040155	10.5	3.0	60	40	1.55	0.50	
JX105306020280	10.5	3.0	60	20	2.80	0.50	
JX105306025300	10.5	3.0	60	25	3.00	0.50	
JX105306030280	10.5	3.0	60	30	2.80	0.50	
JX109245018246-3°	10.9	2.4	50	18	2.46	0.6045°	3
JX109295018308-3°	10.9	2.9	50	18	3.08	0.6045°	3
JX122425512800	12.2	4.2	55	12	8.00	0.50''45°	
JX122425545185	12.2	4.2	55	45	1.85	0.50''45°	
JX125306018300	12.5	3.0	60	18	3.00	0.5	
JX125406018300	12.5	4.0	60	18	3.00	0.5	
JX130406030300	13.0	4.0	60	30	3.00	0.5	
JX15164076045206-5°	15.16	4.07	60	45	2.06	0.5	5
JX160407534300	16.0	4.0	75	34	3.00	1.00	
JX160457534300	16.0	4.5	75	34	3.00	1.00	
JX220606034300	22.0	6.0	60	34	3.00	1.00	


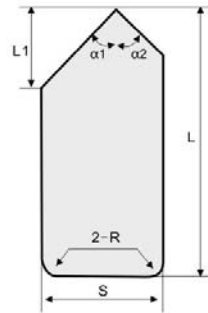
Series of JP saw tips



TYPE	Dimension(mm)				
	L	S	α°	R	γ°
JX3415560055	3.4	1.55	60	0.55	
JX44517760050	4.45	1.77	60	0.5	
JX471357020050	4.7	1.3	57	0.2, 0.5	
JX481360050	4.8	1.3	60	0.50	
JX481660050	4.8	1.6	60	0.50	
JX501562050	5.0	1.5	62	0.50"45°	
JX501675080	5.0	1.6	75	0.80	
JX502068050	5.0	2.0	68	0.50	
JX551560050	5.5	1.5	60	0.50"45°	
JX552069060	5.5	2.0	69	0.60	
JX561560050	5.6	1.5	60	0.50	
JX5817370050	5.8	1.73	70	0.50"45°	
JX581770050	5.8	1.7	70	0.50"45°	
JX582072050	5.8	2.0	72	0.50"45°	
JX591758050	5.9	1.7	58	0.50	
JX601862060	6.0	1.8	62	0.60"45°	
JX601870050	6.0	1.8	70	0.50"45°	
JX602062060	6.0	2.0	62	0.60"45°	
JX631880050	6.3	1.8	80	0.50"45°	
JX632056050	6.3	2.0	56	0.50"45°	
JX632070040	6.3	2.0	70	0.40"60°	
JX632270050	6.3	2.2	70	0.50"60°	
JX652062060	6.5	2.0	62	0.60	
JX652872050	6.5	2.8	72	0.50"60°	
JX704076050	7.0	4.0	76	0.50"45°	
JX722560-3°	7.2	2.5	60		3
JX803077150	8.0	3.0	77	1.50	
JX852760050-3°	8.5	2.7	60	0.50"45°	3
JX1004082070	10.0	4.0	82	0.70"45°	
JX1053060050-3°	10.5	3.0	60	0.50"45°	3
JX1104075030	11.0	4.0	75	0.30"45°	

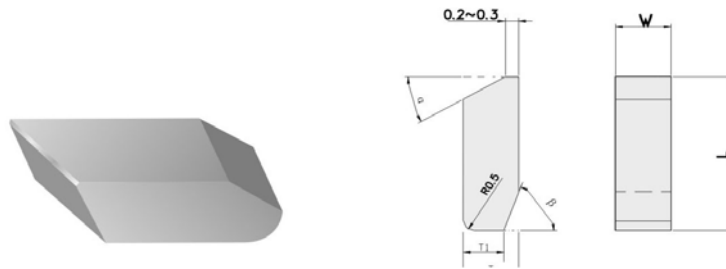
TYPE	Dimension(mm)				
	L	S	α°	R	γ°
JX1204078100	12.0	4.0	78	1.00"45°	
JX1204082070	12.0	4.0	82	0.70"45°	
JX1304082050	13.0	4.0	82	0.50"45°	
JX1304060050-3°	13.0	4.0	60	0.50"45°	3
JX1394260140	13.9	4.2	60	1.40"45°	
JX1907065050-1°	19.0	7.0	65	0.50"45°	1

Series of JA saw tips



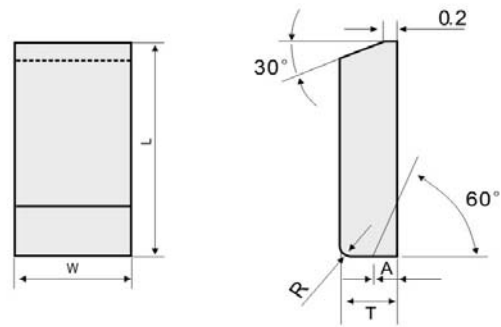
TYPE	Dimension(mm)				
	L	S	α°	β°	R
JA5520060	5.5	2.0	35	42	0.60
JA6020100	6.0	2.0	30	40	1.00
JA6022070	6.0	2.2	30	40	0.70
JA6518065-1	6.5	1.8	30	60	0.65
JA6518065-2	6.5	1.8	30	50	0.65
JA6520100	6.5	2.0	31	46	1.00
JA652031015-1	6.5	2.03	30	40	1.015
JA652032115-2	6.5	2.03	30	40	1.015
JA6523090	6.5	2.3	30	45	0.60
JA6525060	6.5	2.5	36	45	0.60
JA6525125	6.5	2.5	32	40	1.25
JA6825125	6.8	2.5	32	32	1.25
JA 7022110	7.0	2.2	44	44	1.10

Saw tips of Europe standard

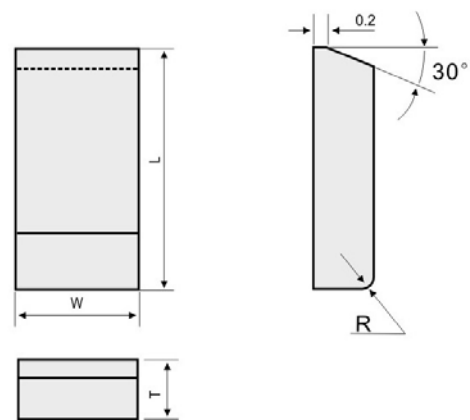


TYPE	Dimension(mm)					
	L	T	W	T1	α°	β°
45752	4.5	1.5	W	0.7	28	45
28601	5.0	1.5	W	1.0	28	45
25720	5.5	1.5	W	1.0	30	45
25375	6.0	1.8	W	1.2	28	45
25374	6.0	2.0	W	1.4	28	45
25376	6.5	2.0	W	1.4	28	45
25377	7.0	2.0	W	1.2	28	45
29984	7.0	2.2	W	1.8	28	70
7601	7.5	2.0	W	1.2	28	45
34471	8.0	2.3	W	1.5	28	56
9222	8.5	2.5	W	1.25	28	45
47784	8.5	3.5	W	2.0	25	65
24466	9.0	2.5	W	1.46	20	57
24467	10.0	2.5	W	1.6	20	67
31591	10.0	3.0	W	1.6	15	72
9218	10.5	2.5	W	1.3	28	45
7961	10.5	3.0	W	1.7	30	50
18276	10.5	3.5	W	2.4	28	45
19975	12.0	3.5	W	2.4	30	45
24150	12.5	4.0	W	2.7	30	70
18246	13.0	5.0	W	3.3	35	45
9201	13.5	4.0	W	2.7	25	0

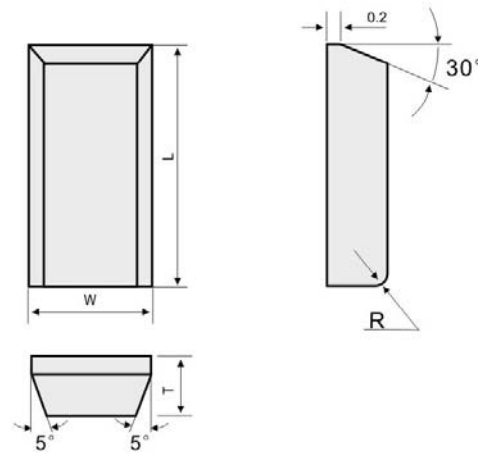

Saw tips of U.S.A standard



TYPE	Dimension(mm)		
	L	W	T
WDC7125~WDC7312	7.92(0.312)	3.18~7.92(0.125~0.312)	2.36(0.093)
WEC7150~WEC7375	9.53(0.375)	3.81~9.53(0.150~0.375)	2.36(0.093)
WFC7410~WFC7687	12.70(0.500)	3.56~17.45(0.140~0.687)	3.18(0.125)
WGC7150~WGC7312	9.53(0.375)	3.81~7.92(0.150~0.312)	3.18(0.125)
WHC7110~WHC7300	8.74(0.344)	2.79~7.62(0.110~0.300)	3.18(0.125)



TYPE	Dimension(mm)		
	L	W	T
WA7065~WA7215	6.35(0.250)	1.65~5.46(0.065~0.215)	1.57(0.062)
WB7085~WB7312	7.14(0.281)	2.16~7.92(0.085~0.312)	1.98(0.078)
WC7100~WC7250	7.14(0.281)	2.54~6.35(0.100~0.250)	2.36(0.093)
WD7100~WD7312	7.92(0.312)	2.54~7.92(0.100~0.312)	2.36(0.093)
WE7150~WE7375	9.53(0.375)	3.81~9.53(0.150~0.375)	2.36(0.093)
WF7150~WF7750	12.70(0.500)	3.81~9.53(0.150~0.375)	3.18(0.125)
WG7150~WG7750	9.53(0.375)	3.81~19.05(0.150~0.750)	3.18(0.125)
WH7125~WH7300	8.74(0.344)	3.18~7.62(0.125~0.300)	3.18(0.125)
WQ7170~WQ7375	9.53(0.375)	4.32~9.53(0.170~0.375)	3.96(0.156)



TYPE	Dimension(mm/inc)		
	L	W	T
WA8065~WA8215	6.35(0.250)	1.65~5.46(0.065~0.215)	1.57(0.062)
WA8085~WA8312	7.14(0.281)	2.16~7.92(0.085~0.312)	1.98(0.078)
WC8100~WC8250	7.14(0.281)	2.54~6.35(0.100~0.250)	2.36(0.093)
WD8100~WD8312	7.92(0.312)	2.54~7.92(0.100~0.312)	2.36(0.093)
WE8150~WE8375	9.53(0.375)	3.81~9.53(0.150~0.375)	2.36(0.093)
WF8150~WF8750	12.70(0.500)	3.81~9.53(0.150~0.375)	3.18(0.125)
WG8150~WG8750	9.53(0.375)	3.81~19.05(0.150~0.750)	3.18(0.125)
WH8125~WH8300	8.74(0.344)	3.18~7.62(0.125~0.300)	3.18(0.125)
WQ8170~WQ8375	9.53(0.375)	4.32~9.53(0.170~0.375)	3.96(0.156)

The tolerances criterion of saw tooth tips

Permissible tolerances of cemented carbide saw tips

Length	Tolerance		Width	Tolerance		Thickness	Tolerance		Radius	Tolerance	
	Common	Superior		Common	Superior		Common	Superior		Common	Superior
≤5	±0.05	±0.03	≤2.0	+0.06 -0.04	+0.04 -0.02	≤1.5	±0.05	±0.03	≤1.0	±0.08	±0.05
> 5-7	±0.08	±0.05	> 2-3.5	+0.08 -0.04	+0.04 -0.02	> 1.5-2.5	±0.06	±0.03	> 1.0-1.5	±0.08	±0.05
> 7-9	±0.12	±0.05	> 3.5-4.5	+0.08 -0.04	+0.06 -0.02	> 2.5-4.0	±0.06	±0.04	> 1.5	±0.10	±0.08
> 9-12	±0.15	±0.07	> 4.5-6.0	+0.08 -0.04	+0.06 -0.02	> 4.0	±0.07	±0.04			
> 12	±0.20	±0.10	> 6.0	+0.10 -0.05	+0.08 -0.02						

All the tolerances can be controlled according to the customer requirements.